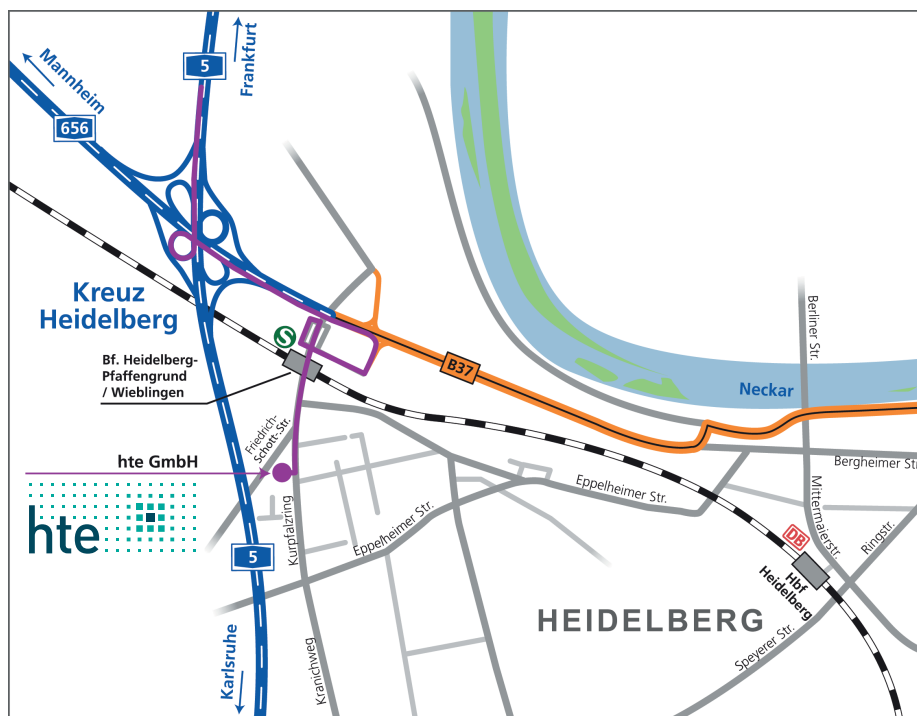


From Frankfurt Airport (north)

Leave the airport towards A5 Karlsruhe/Basel. After approx. 80 km/50 miles, leave the A5 at the junction no. 37 Autobahnkreuz Heidelberg and change to the A656 to Heidelberg. Take the next exit HD-Wieblingen/Pfaffengrund/Eppelheim.

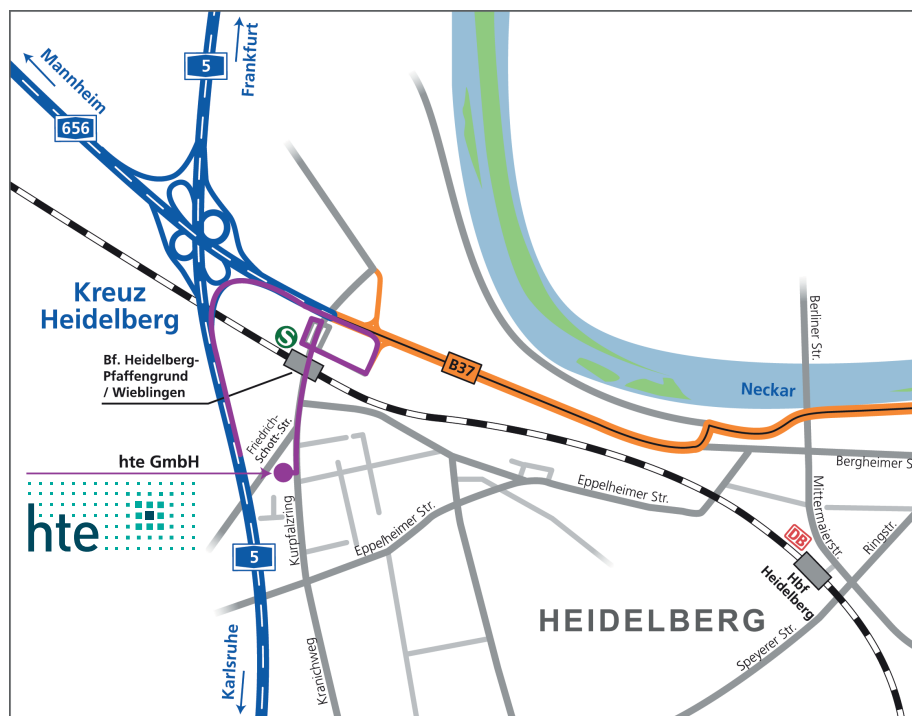
Then follow the signs to HD-Pfaffengrund, turning right and driving underneath a bridge. Turn right a second time going up to the street Kurpfalzring. At the top again turn right for the third time. After crossing a railway bridge you will find hte after several hundred meters on the right-hand side.



From Karlsruhe/Baden-Baden/Basel (south)

Take the A5 towards Frankfurt. Leave the A5 at the junction no. 37 Autobahnkreuz Heidelberg and change to the A656 to Heidelberg. Take the next exit HD-Wieblingen/Pfaffengrund/Eppelheim.

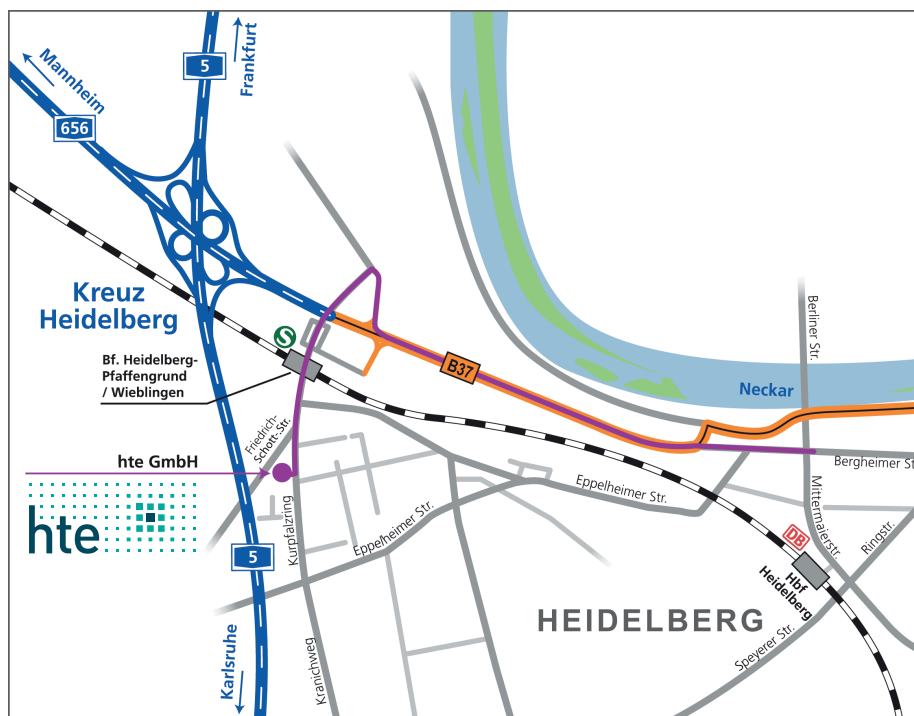
Then follow the signs to HD-Pfaffengrund, turning right and driving underneath a bridge. Turn right a second time going up to the street Kurpfalzring. At the top again turn right for the third time. After crossing a railway bridge you will find hte after several hundred meters on the right-hand side.



From the center of Heidelberg

Get on the B37 to Mannheim and take the first exit to HD Wieblingen/Pfaffengrund/Eppelheim.

Make a left turn into the street Kurpfalzring and keep following the signs to HD-Pfaffengrund, leading you over the motorway. Continue to go straight ahead. After crossing a railway bridge you will find hte after several hundred meters on the right-hand side.

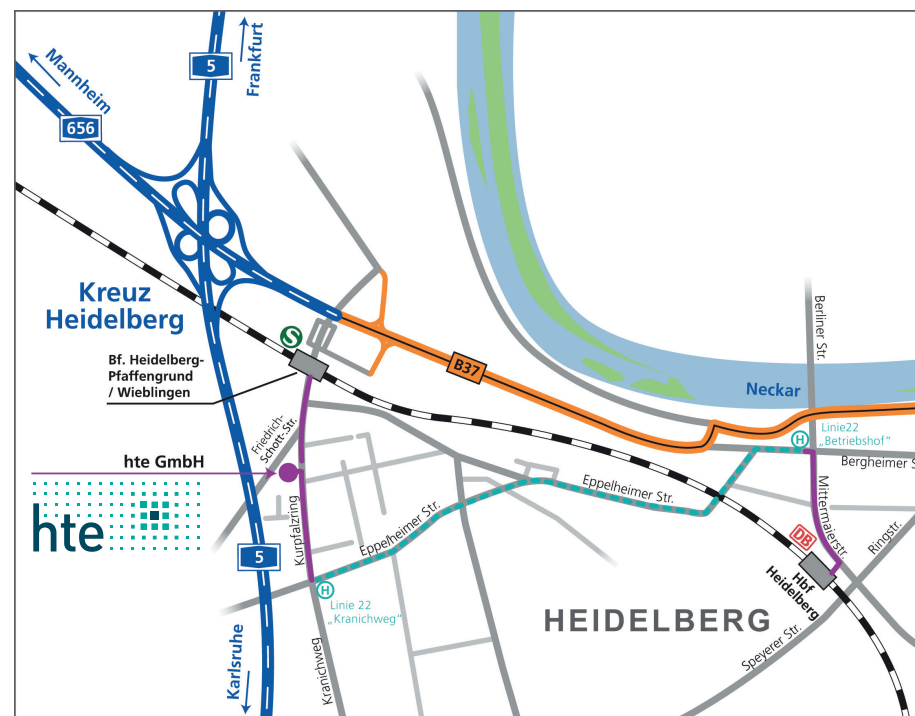


By train and/or tram

The **main station of Heidelberg** is Hauptbahnhof Heidelberg. From there you can reach hte within a few minutes by taxi.

Alternatively you can walk from the main station northwards to the stop "Betriebshof" and take the tram. Going by tram line 22 to Eppelheim takes 8 minutes. Get off at the stop "Kranichweg" and turn right into the street Kurpfalzring. After approx. 10 minutes walking you will find hte on the left-hand side.

From the **main station in Mannheim** trains stop frequently at the s-station Heidelberg-Pfaffengrund/Wieblingen. There are steps from the platforms leading up to the street Kurpfalzring. Turn left and after approx. 10 minutes walking you will find hte on the right-hand side.



RECEPTION AND INCOMING GOODS



Reception A1 - coming from direction north

Take the gateway at Kurpfalzring 104 (there are three flags on the right-hand side). Then you will directly approach building A1.

Reception D1 - coming from direction north

From „Kurpfalzring“ make a right turn into „Im Klingenbühl“, then turn right. As soon as you enter the hte-area (there are three flags on the right-hand side), you will find the building D1 on your left.

Incoming goods E1 - coming from direction north

From „Kurpfalzring“ make a right turn into „Im Klingenbühl“, then turn right. As soon as you enter the hte-area (there are three flags on the right-hand side), you will find the building D1 on your left. Pass building D1 and turn left.

You will find the incoming goods after several meters on the left-hand side.

